



**Sagemont
Drainage and Paving Improvements
Construction
Community Meeting
WBS NO. M-000291-001A-4**

Roger Duong

January 16, 2018

AGENDA

1

OVERVIEW OF THE PROJECT

2

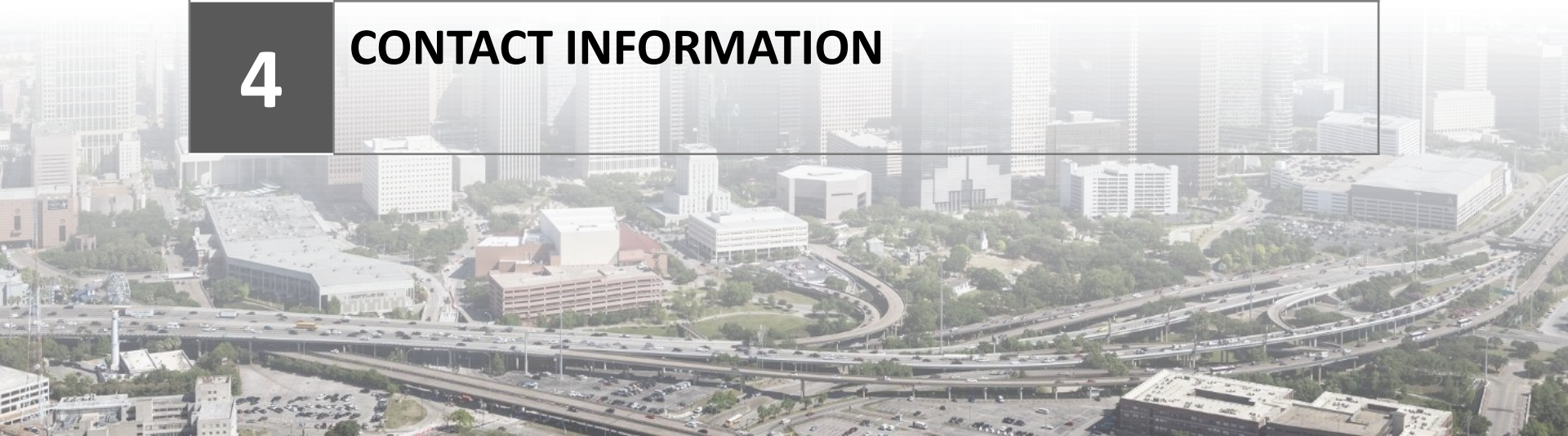
PROJECT SCOPE AND PHASING

3

WHAT TO EXPECT DURING CONSTRUCTION

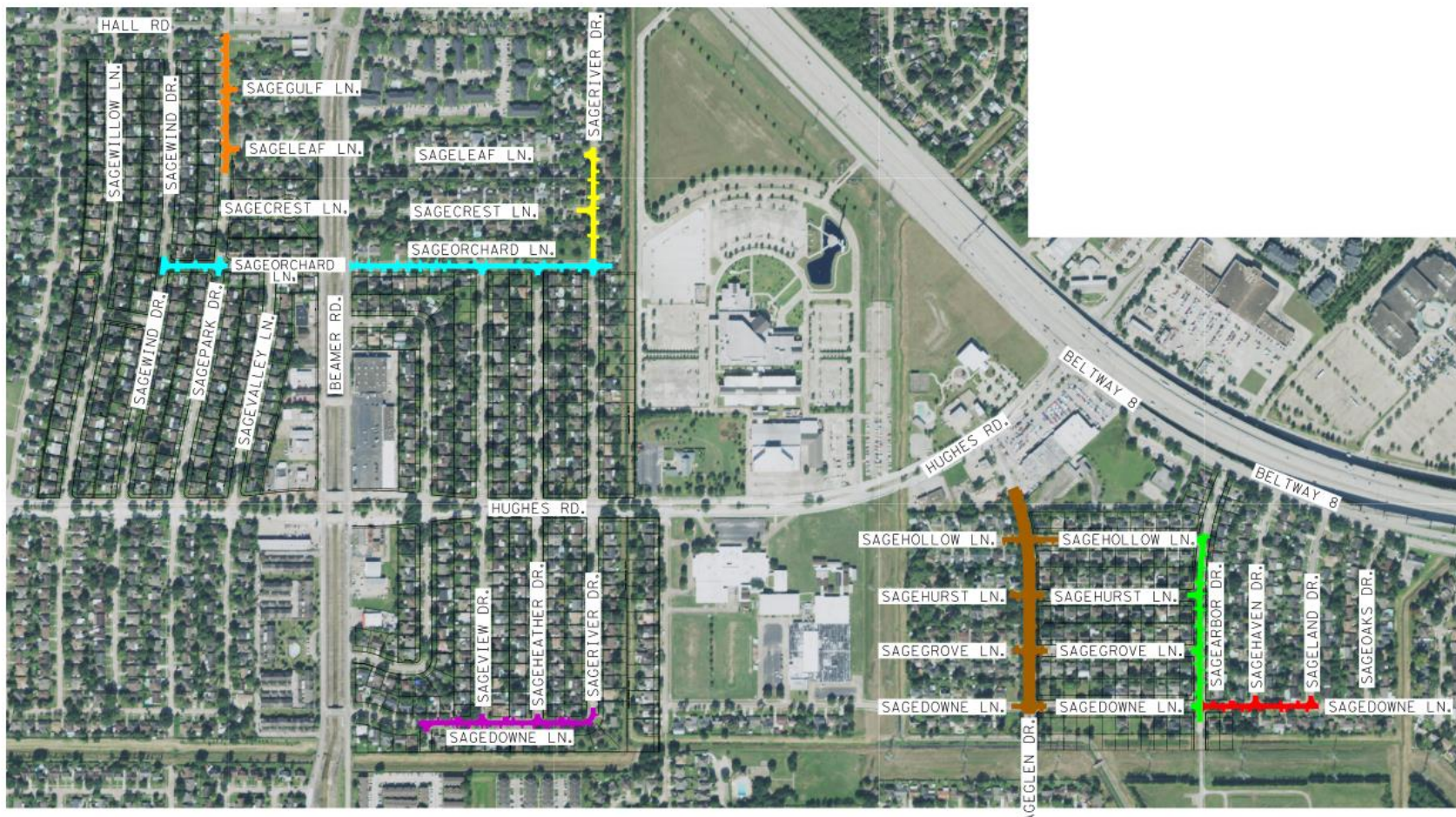
4

CONTACT INFORMATION



Sagemont Drainage and Paving Improvements (WBS NO. M-000291-001A-4)

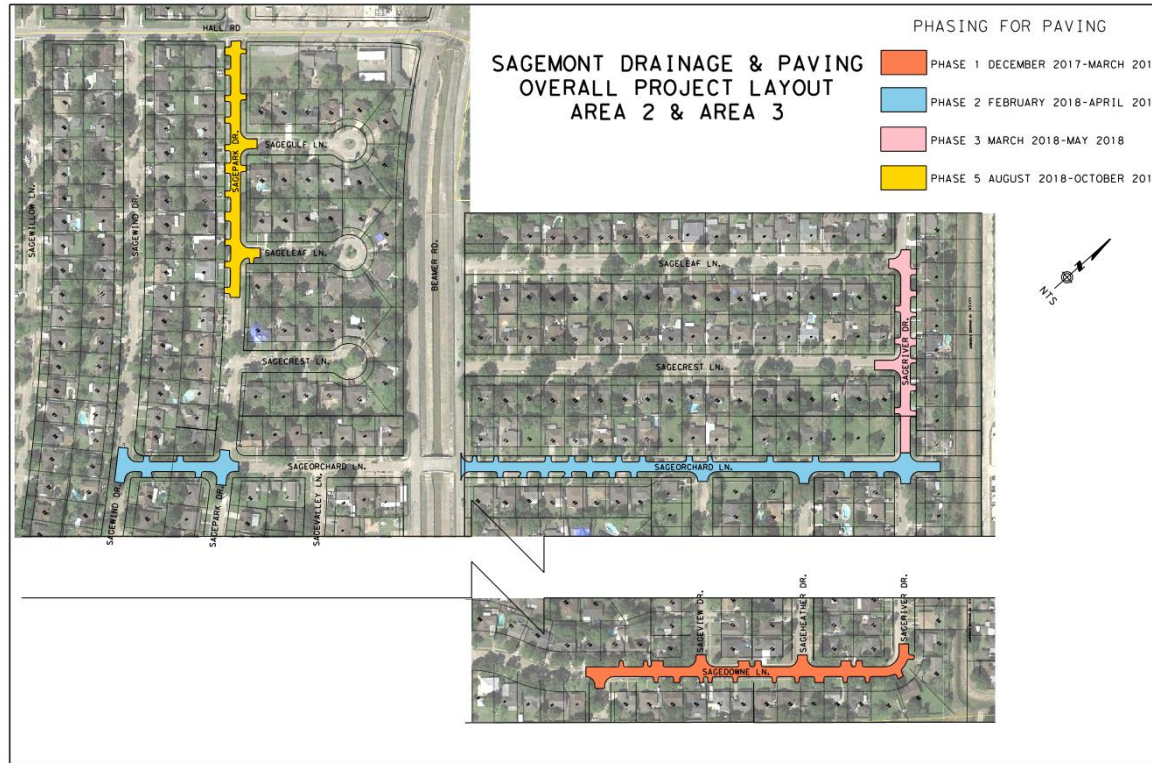
Sagemont Area



Sagemont Drainage and Paving Improvements (WBS NO. M-000291-001A-4)

Sagemont Area

**NOTE: EXPECTED DATES
ARE ESTIMATES, MAY
CHANGE DURING
CONSTRUCTION**



2017

Winter
Construction Begins

2018



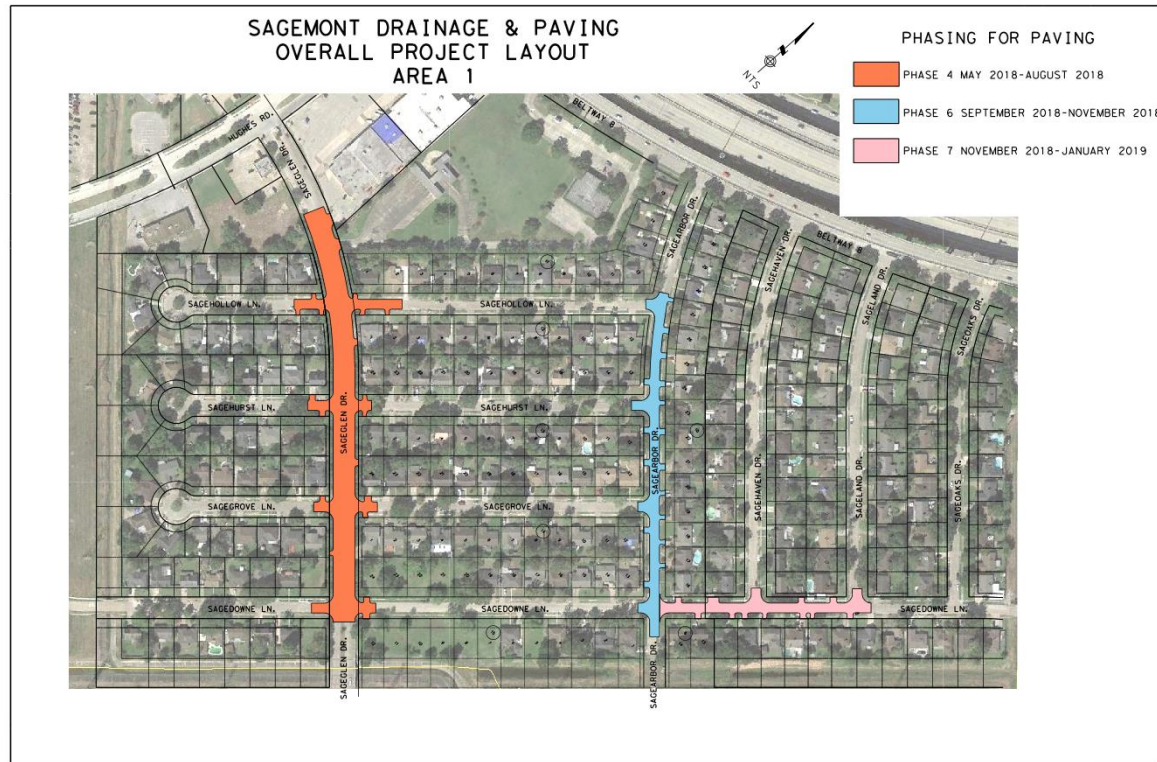
2019

Winter
Anticipated Completion

Sagemont Drainage and Paving Improvements (WBS NO. M-000291-001A-4)

Sagemont Area

**NOTE: EXPECTED DATES
ARE ESTIMATES, MAY
CHANGE DURING
CONSTRUCTION**



2017

Winter
Construction Begins

2018



2019

Winter
Anticipated Completion

Sagemont Drainage and Paving Improvements

(WBS NO. M-000291-001A-4)

Identified Improvement Needs



Storm drainage



Pavement conditions and mobility



Water and wastewater as needed



Pedestrian safety and accessibility



Construction – Project Info



1. *Keep your door hanger throughout the project*

- Lists phone numbers you need
- Lists the Project Number
 - Number needed when you call or write us

2. *Meet the City PM or Inspector*

- Will be your contact to resolve issues throughout construction

3. *Construction will occur within the City right-of-way*


- Typically City right-of-way generally extends 10 feet or further into your yard





Contact 311

- Report the project number
- Request issue be directed to Houston Public Works: Capital Projects
- Be as detailed as possible with your concern.
- Please remember to provide your contact information and address.



Contact us at: pwecip@houstontx.gov



What to Expect During Construction



Prepare for Construction

- Document the conditions of your yard and sprinkler head locations; the contractor will do the same.
- Remove special landscaping features (i.e., fountains, lawn art)
- Find alternative parking
- Plan for potential service impacts
- Be mindful of protective barriers

Potential Service Impacts:

- Potential water service impacts
- Potential parking/driveway access impacts
- Trash/recycling receptacle location impacts
- Limited number of tree removals/replacement per plan
- Potential for school bus re-routes



What to Expect During Construction



Water Services

- Potential for service interruption:
 - Waterline replacement - notification 24 to 48 hours in advance
 - Periodic
 - May last 2 to 4 hours
- Accidental/Unplanned Interruption – the contractor will work quickly to restore services.





Parking and Driveway Access

- Short-periods of limited access to your driveway
- Park elsewhere and walk to your home
- Contact us immediately if needing handicapped access
- Short-periods of no on-street parking
- Construction will alternate each side of the street on different schedules
- Suggest working with neighbors on the opposite side – they may need your help when it's their turn.



Sagemont Drainage and Paving Improvements

(WBS NO. M-000291-001A-4)

What to Expect During Construction



Driveways

- Driveway aprons will be reconstructed
- If construction is needed beyond the apron, the City will request a right-of-entry from property owner





Trash/Recycling Pick-up

- Potential for service interruption:
 - Construction will alternate each side of the street on different schedules
 - Waste receptacles should be placed on the non-affected side of the street



Sagemont Drainage and Paving Improvements

(WBS NO. M-000291-001A-4)

What to Expect During Construction



Trees

- Our goal is to protect all trees during construction.
 - We accomplish this by working with the City Arborist.
 - Unhealthy trees will be removed.
- Some trees may be removed as part of the project
 - New trees may be planted elsewhere in the project area, per plan.



Sagemont Drainage and Paving Improvements

(WBS NO. M-000291-001A-4)

What to Expect During Construction



School Buses

- The City of Houston and the Contractor work with all schools to minimize impacts to students, school bus schedules, and school bus stops
- School buses may need to use different streets temporarily



What to Expect During Construction



Restoration

- Restoration of sprinkler systems, grass, etc. will be done when construction is complete.
- City does not approve final payment to contractor until restoration is complete.
- If you have concerns:
 - Document (writing, photo, etc.)
 - Call 3-1-1
 - Do not make the repairs yourself



Sagemont Drainage and Paving Improvements

(WBS NO. M-000291-001A-4)

Contact Information

Conrad Construction Co., Inc. (Contractor)

Steven Conrad, Superintendent

(281) 808-2718

Houston Public Works (City Project Manager)

Roger Duong, Project Manager (COH)

(832) 395-2215

TLC Engineering, Inc. (Construction Manager & Inspector)

Michael Kennedy, Construction Management & Inspection

(713) 868-6900

Khaled Abrash, Inspector

(713) 382-9259





For a complete listing of Frequently Asked Questions please visit:

- <https://www.publicworks.houstontx.gov/ecd/faqs.html>

Today's presentation and additional project information can be found at:

<https://rebuildhouston.org/community-engagement>





THANK YOU

We will now go over the project FAQ's, which will be followed by a Q and A session.